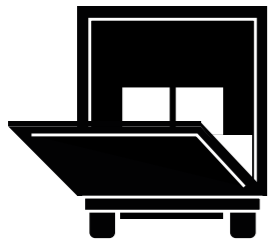


TLP

Wall-mounted control station



























TRUCK TAIL LIFT

Single row wall-mounted control station from 1 to 4 push buttons for truck tail lift

Features

- Bi-directionality is mechanically interlocked;
- IP65 Double insulation (IEC / EN 60529);
- Laser engraved symbols according to EN 60204-1, FEM 9.941;
- Shock proof and heat resistant;
- Available versions: from 1 to 5 holes;
- Available with UL/CSA requirements;
- Available upon request also in V0 material, UL approved.
- Available in kit version.

Available codes

						
TLP1.EPP						
TLP1.ESR						
TLP2						
TLP3.B						
TLP3.D						
TLP4.C						
TLP4.E						







Compliance and certifications

- EN 60947-1 (2007/A1 : 2011/A2 : 2014)
- EN 60947-5-1 (2004/A1 : 2009/AC : 2004/AC : 2005)
- EN ISO 13850 (2015)
- EN 60204-1 (2006/A1 : 2009)
- EN-ISO 13849-1 (2015)
- EN ISO 13849-2 (2012)
- EN 60529 (1991/A1 : 2000/A2 : 2013)
- EN 50581 (2012)
- IEC 63000 (2016)
- 2014/35/UE
- 2011/65/UE
- 2015/863/UE

Technical data

General characteristics		
Compliant to standards		IEC / EN60947-5-1
Material		PP (Moplen)
Material Group		II
Pollution class		3
Temperature	operating storage	-25°C ... +70°C -30°C ... +70°C
Cable entry		Cable gland M20

Electrical characteristics - Contact blocks

Marking		     
Rated insulation voltage [Ui]		690 V *
Rated impulse withstand voltage [Uimp]		4 kV *
Frequency		50/60 Hz *
Rated thermal current [Ith]		16 A *
Rated thermal current in enclosure [Ithe]		10 A
Rated operational current [Ie]		
AC-15 alternate current	type: PCW..	24 V 16 A * 60 V 12 A 110 V 5 A 240 V 5 A * 400 V 4 A 440 V 4 A 500 V 4 A * 690 V 2 A
DC-13 direct current	type: PCW..	24 V 2 A 48 V 2 A * 60 V 1 A * 110 V 0.4 A 250 V 0.4 A *
Conditional short circuit withstand current		1000 A *
Fuses rating gC		10 A * - 500 V
Contact insulation resistance		≤ 25 mΩ
Switching mechanism	type: PCW..	slow break double gap contacts
Positive operation		NC contact blocks - positive opening
Operating force		4 N
Electric durability AC-15		1 A 1.5 millions of cycles 2 A 0.5 millions of cycles 3 A 0.25 millions of cycles
Terminal type	type: PCW..	M3.5 screw terminals
Terminal capacity	type: PCW..	N° 1 or 2 flexible and solid conductor 1 ... 2.5 mm ²
Climate resistance	IEC68 part 2-3 IEC68 part 2-30	damp heat, steady state damp heat, cyclic

UL508 characteristics

Rated insulation voltage [Ui]		10 A - 600 V ac / 2.5 A - 125 V dc
Rated impulse withstand voltage [Uimp]		A600-Q600

* IMQ approved values

Available codes



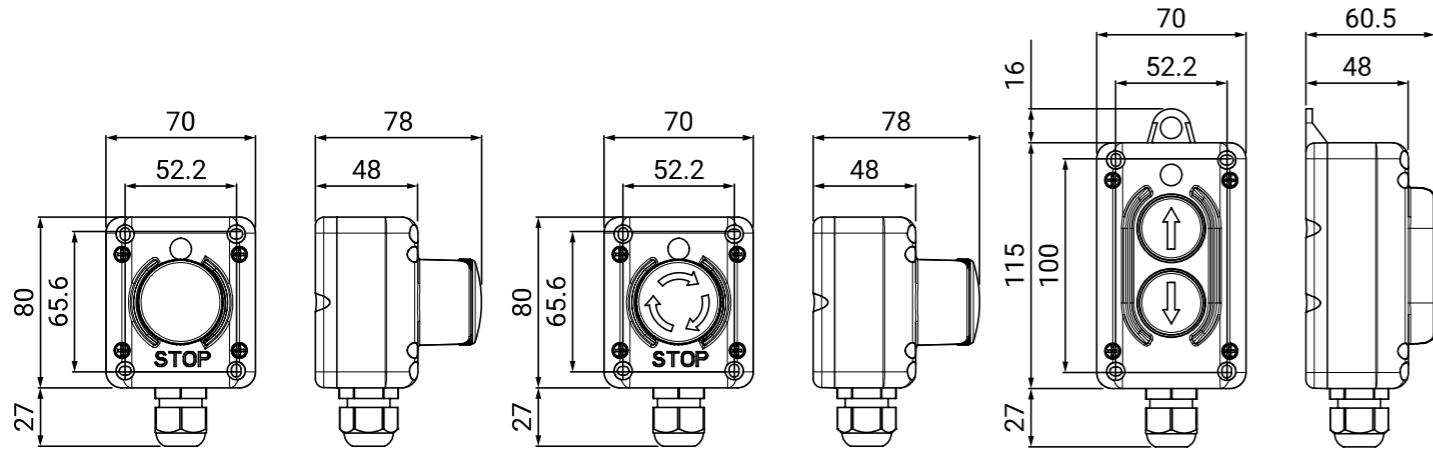
TLP1.EPP



TLP1.ESR



TLP2



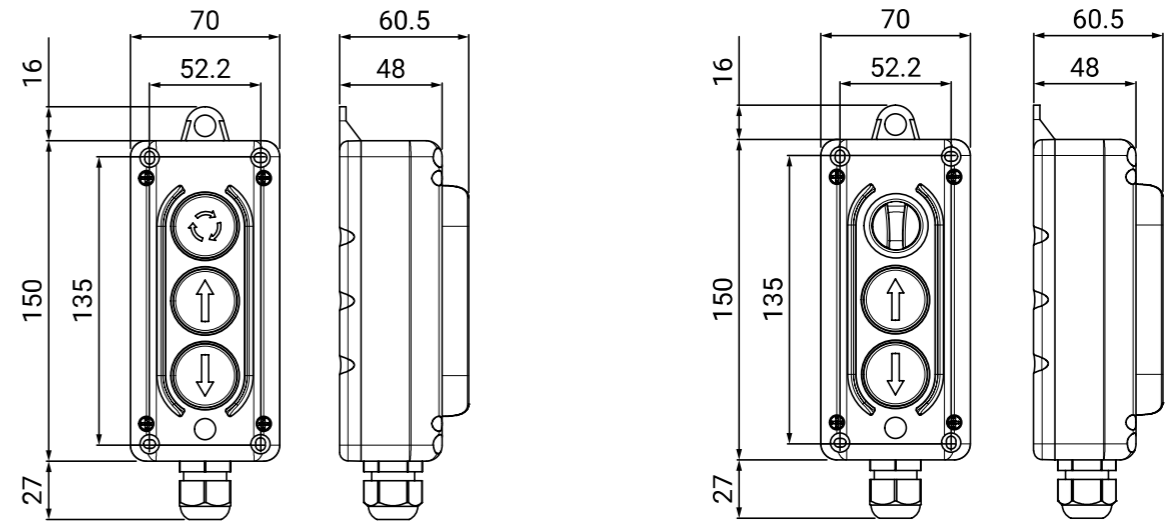
Available codes



TLP3.B



TLP3.D



TLP

Wall-mounted control station

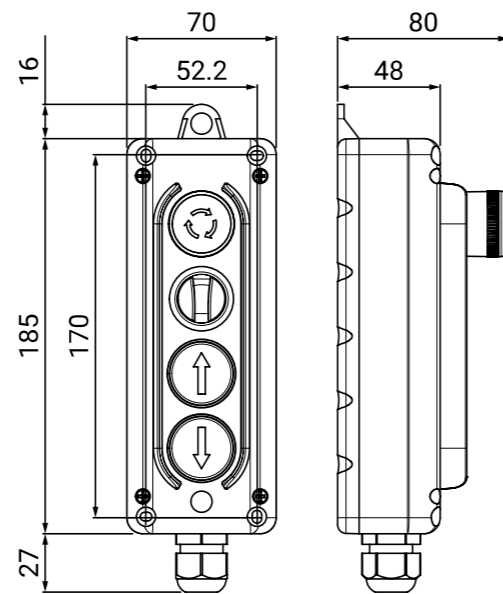
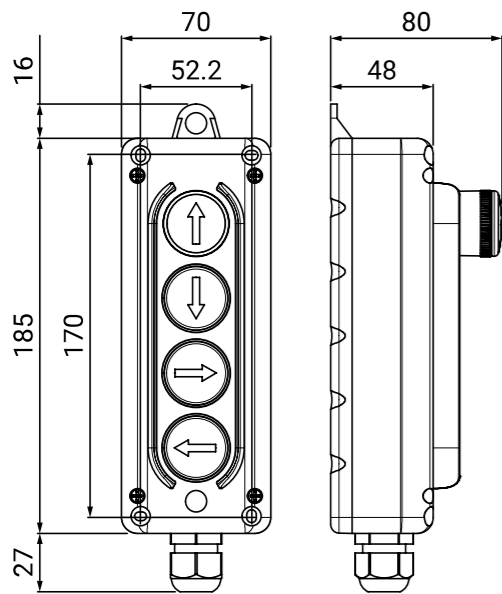
Available codes



TLP4.C



TLP4.E



Standard versions

PRODUCT CODE	LAYOUT	PUSH BUTTON	CONTACT CONFIGURATION
TLP1.EPP			1 NC
TLP1.ESR			1 NC
TLP2		 	1 NO 1 NO
TLP3.B		 	1 NC 1 NO 1 NO
TLP3.D		 	1 NO 1 NO 1 NO
TLP4.C		 	1 NO 1 NO 1 NO 1 NO
TLP4.E		 	1 NC 1 NO 1 NC 1 NO

CONTACT CODE

Single speed	
	1 NC
PCW01	
	1 NO
PCW10	