


# P03

## Pendant control station








### Single row pendant control station with three push buttons for small hoist

#### Features

- Bi-directionality is mechanically interlocked;
- IP65 Double insulation (IEC / EN 60529);
- Laser engraved symbols according to EN 60204-1, FEM 9.941;
- Shock proof and heat resistant;
- Available versions: for single or double speed motors and direct control 1 kW - 1 speed;
- Available with UL/CSA requirements;
- Available upon request also in V0 material, UL approved;
- Available in kit version.

#### Available codes

					
<b>P03.1</b> Single speed	NC	NO	NO		
<b>P03.2</b> Single speed	NC	NO	NO	NO	NO
<b>P03.3</b> Single speed	NC	NO	NO	NO	NO
<b>P03CD</b> Direct control / Single speed	NC	NC	NC	NO	NO
<b>P03D2</b> Double speed	NC			NO+NO	NO+NO


#### Compliance and certifications

- EN 60947-1 (2007/A1 : 2011/A2 : 2014)
- EN 60947-5-1 (2004/A1 : 2009/AC : 2004/AC : 2005)
- EN ISO 13850 (2015)
- EN 60204-1 (2006/A1 : 2009)
- EN-ISO 13849-1 (2015)
- EN ISO 13849-2 (2012)
- EN 60529 (1991/A1 : 2000/A2 : 2013)
- EN 50581 (2012)
- IEC 63000 (2016)
- 2014/35/UE
- 2011/65/UE
- 2015/863/UE

#### Technical data

General characteristics		
Compliant to standards		IEC / EN60947-5-1
Material		ABS
Material Group		II
Pollution class		3
Temperature	operating storage	-25°C ... +70°C -30°C ... +70°C
Cable entry		rubber cable sleeve Ø 7 ... 18 mm

#### Electrical characteristics - Contact blocks

Marking		 (For contacts by direct control only CE certification is valid)	
Rated insulation voltage [Ui]		690 V *	
Rated impulse withstand voltage [Uimp]		4 kV *	
Frequency		50/60 Hz *	
Rated thermal current [Ith]		16 A *	
Rated thermal current in enclosure [Ithe]		10 A	
<b>Rated operational current [Ie]</b>			
AC-15 alternate current	type: PL0040..	24 V 16 A * 60 V 12 A 120 V 8 A 240 V 6 A 400 V 4.5 A 440 V 3.5 A 500 V 3 A * 690 V 1 A	
DC-13 direct current	type: PL0040..	24 V 2 A * 48 V 1.2 A 60 V 0.85 A 110 V 0.4 A 220 V 0.25 A *	
Conditional short circuit withstand current		1000 A *	
Fuses rating gG		10 A * - 500 V	
Contact insulation resistance		≤ 25 mΩ	
Switching mechanism	type: PL0040..	slow break double gap contacts	
Positive operation		NC contact blocks - positive opening	
Operating force		4 N	
Electric durability AC-15		1 A 1.5 millions of cycles 2 A 0.5 millions of cycles 3 A 0.25 millions of cycles	
Terminal type	type: PL0040..	M3.5 screw terminals	
Terminal capacity	type: PL0040..	N° 1 or 2 flexible and solid conductor 1 ... 2.5 mm <sup>2</sup>	
Climate resistance	IEC68 part 2-3 IEC68 part 2-30	damp heat, steady state damp heat, cyclic	

#### UL508 characteristics

Rated insulation voltage [Ui]		10 A - 600 V ac / 2.5 A - 125 V dc
Rated impulse withstand voltage [Uimp]		A600-Q600

\* IMQ approved values

# P03

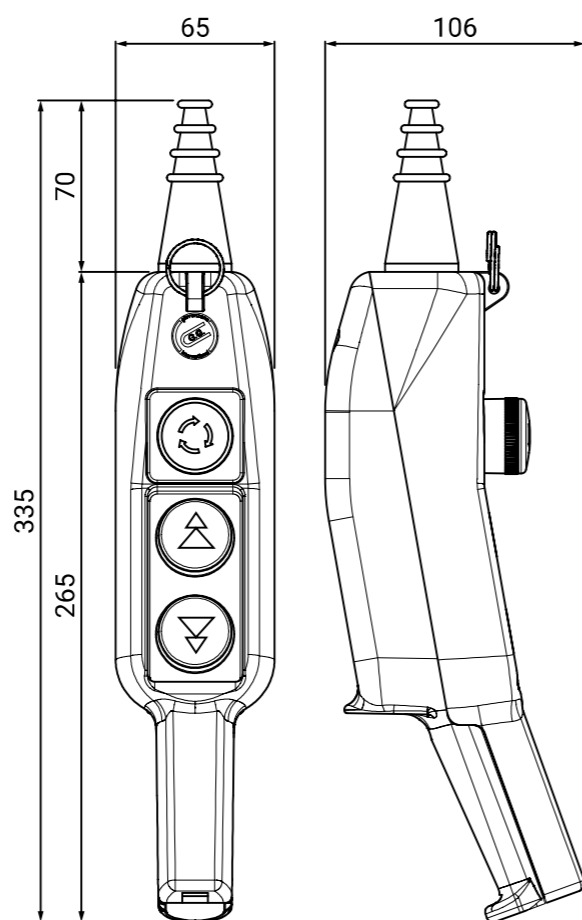
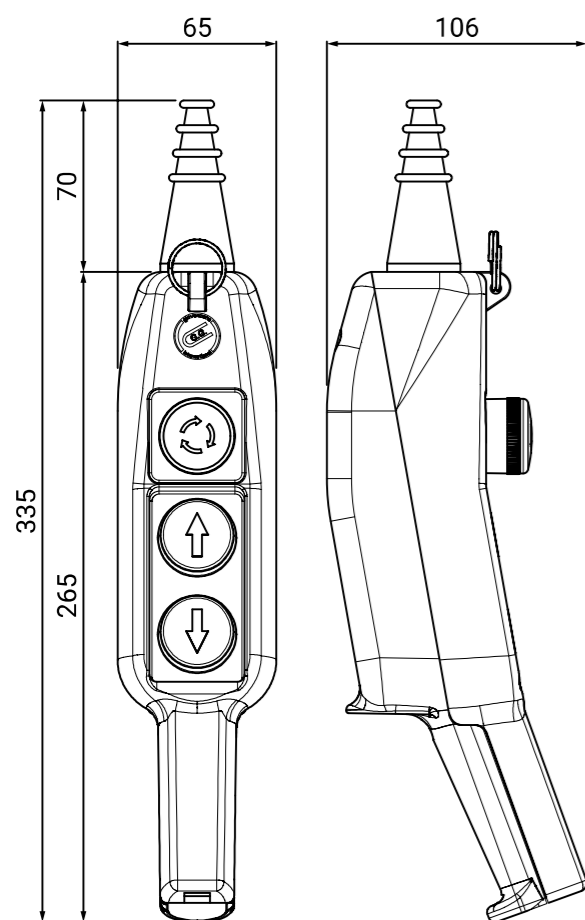
## Pendant control station

### Available codes









**P03.1 (P03.1N - black version)**  
**P03.2**  
**P03.3**  
**P03CD**

**P03D2**



### Standard versions

PRODUCT CODE	FUNCTION	LAYOUT	PUSH BUTTON	CONTACT CONFIGURATION
<b>P03.1</b> <b>P03.1N</b>	Single speed			 1 NC
				 1 NO
				 1 NO
<b>P03.2</b>	Single speed			 1 NC
				 2 NO
				 2 NO
<b>P03.3</b>	Single speed			 1 NC
				 3 NO
				 3 NO
<b>P03CD</b>	Direct control Single speed			 2 NC + 1 NO
				 1 NC + 2 NO
				 1 NC + 2 NO
<b>P03D2</b>	Double speed			 1 NC
				 NO + NO
				 NO + NO

### CONTACT CODE

#### Single speed



1 NC

**PL004001**



1 NO

**PL004002**

#### Single speed Direct control



1 NC

**PL004001CD**



1 NO

**PL004002CD**

#### Double speed



NO + NO

**PL004010.S**