

HP07

Pendant control station
















Ergonomic pendant control station with seven push buttons for crane

Features

- Bi-directionality is mechanically interlocked;
- IP65 Double insulation (IEC / EN 60529);
- Laser engraved symbols according to EN 60204-1, FEM 9.941;
- Shock proof and heat resistant;
- Available versions: for single or double speed motors;
- Available with UL/CSA requirements.

Available codes

													
HP07 Single speed	NC	NO	NO	NO	NO	NO	NO						
HP07.D2 Single/double speed	NC	NO	NO			NO	NO			NO+NO	NO+NO		
HP07.D4 Single/double speed	NC	NO	NO							NO+NO	NO+NO	NO+NO	NO+NO
HP07.D6 Double speed	NC									NO+NO	NO+NO	NO+NO	NO+NO

Compliance and certifications







- EN 60947-1 (2007/A1 : 2011/A2 : 2014)
- EN 60947-5-1 (2004/A1 : 2009/AC : 2004/AC : 2005)
- EN ISO 13850 (2015)
- EN 60204-1 (2006/A1 : 2009)
- EN-ISO 13849-1 (2015)
- EN ISO 13849-2 (2012)
- EN 60529 (1991/A1 : 2000/A2 : 2013)
- EN 50581 (2012)
- IEC 63000 (2016)
- 2014/35/UE
- 2011/65/UE
- 2015/863/UE

Technical data

General characteristics

Compliant to standards		IEC / EN60947-5-1
Material		ABS V0
Material Group		II
Pollution class		3
Temperature	operating storage	-25°C ... +70°C -30°C ... +70°C
Cable entry		Cable gland M25

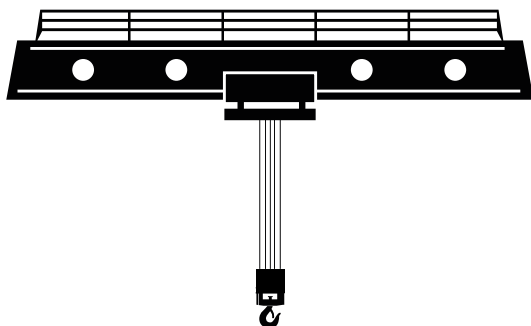
Electrical characteristics - Contact blocks

Marking		     
Rated insulation voltage [Ui]		690 V *
Rated impulse withstand voltage [Uimp]		4 kV *
Frequency		50/60 Hz *
Rated thermal current [Ith]		16 A *
Rated thermal current in enclosure [Ithe]		10 A
Rated operational current [Ie]		
AC-15 alternate current	type: PCW..	24 V 16 A * 60 V 12 A 110 V 5 A 240 V 5 A * 400 V 4 A 440 V 4 A 500 V 4 A * 690 V 2 A
DC-13 direct current	type: PCW..	24 V 2 A 48 V 2 A * 60 V 1 A * 110 V 0.4 A 250 V 0.4 A *
Minimum constant current		1 mA@5Vdc, 1 mA@24Vdc
Conditional short circuit withstand current		1000 A *
Fuses rating gG		10 A * - 500 V
Contact insulation resistance		≤ 25 mΩ
Switching mechanism	type: PCW..	slow break double gap contacts
Positive operation		NC contact blocks - positive opening
Operating force		4 N
Electric durability AC-15		1 A 1.5 millions of cycles 2 A 0.5 millions of cycles 3 A 0.25 millions of cycles
Terminal type	type: PCW..	M3.5 screw terminals
Terminal capacity	type: PCW..	N° 1 or 2 flexible and solid conductor 1 ... 2.5 mm²
Climate resistance	IEC68 part 2-3 IEC68 part 2-30	damp heat, steady state damp heat, cyclic

UL508 characteristics

Rated insulation voltage [Ui]		10 A - 600 V ac / 2.5 A - 125 V dc
Rated impulse withstand voltage [Uimp]		A600-Q600

* IMQ approved values



CRANE



Available codes



HP07



HP07.D2



HP07.D4

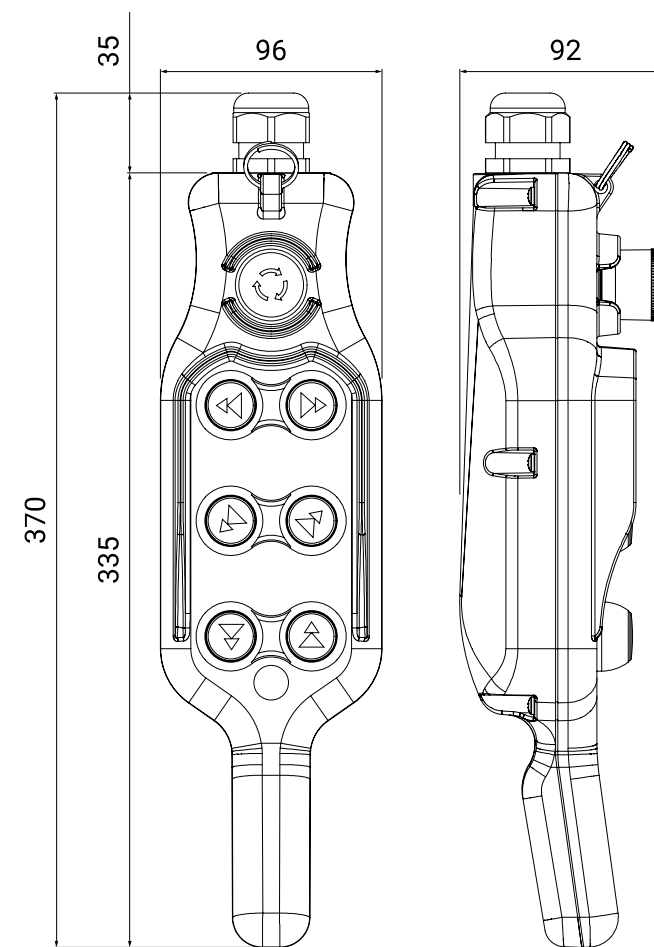
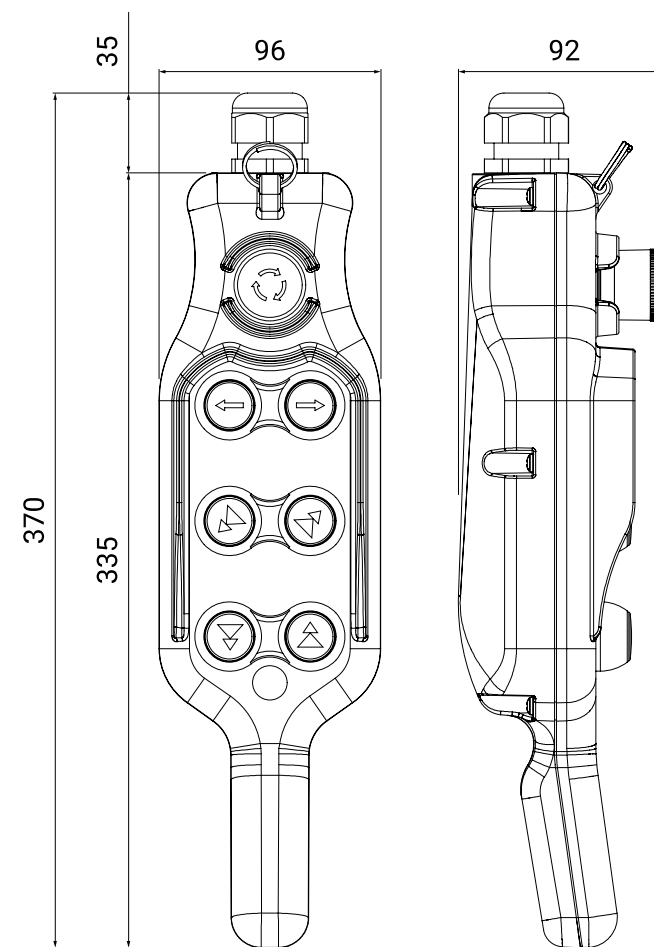
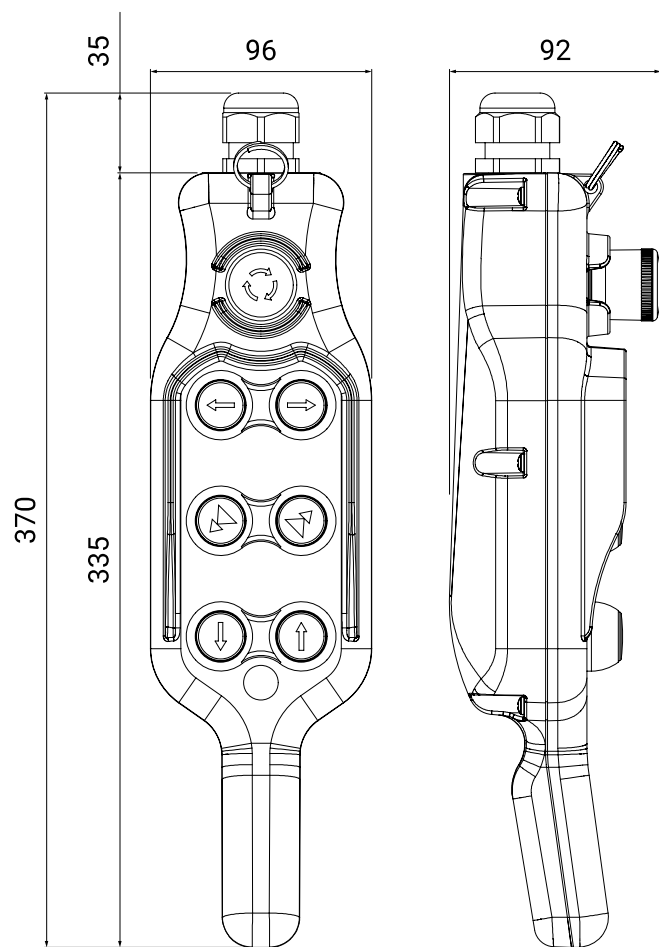
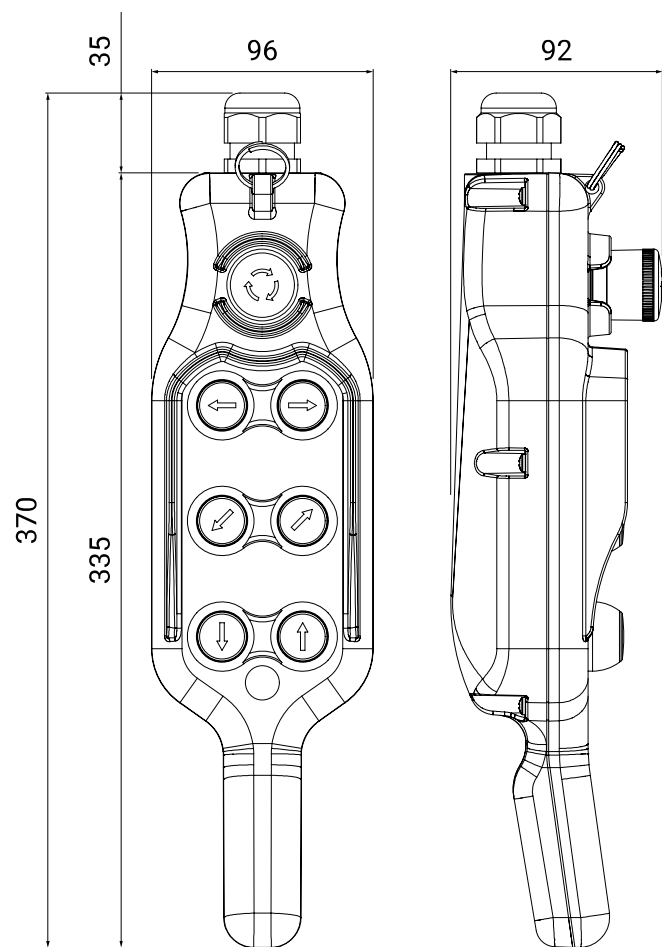


HP07.D6




























HP07

Pendant control station

PENDANT STATIONS






























Standard versions

PRODUCT CODE	FUNCTION	LAYOUT	PUSH BUTTON	CONTACT CONFIGURATION
HP07	Single speed			 1 NC
				 1 NO
				 1 NO
				 1 NO
				 1 NO
				 1 NO
				 1 NO
			HP07.D2	Single/Double speed
	 1 NO			
	 1 NO			
	 NO + NO			
	 NO + NO			
	 1 NO			
	 1 NO			

CONTACT CODE
Single speed
 1 NC
PCW01
 1 NO
PCW10
Double speed
 NO + NO
PCWDS

Standard versions

PRODUCT CODE	FUNCTION	LAYOUT	PUSH BUTTON	CONTACT CONFIGURATION
HP07.D4	Single/Double speed			 1 NC
				 1 NO
				 1 NO
				 NO + NO
				 NO + NO
				 NO + NO
				 NO + NO
			HP07.D6	Double speed
	 NO + NO			
	 NO + NO			
	 NO + NO			
	 NO + NO			
	 NO + NO			
	 NO + NO			

CONTACT CODE
Single speed
 1 NC
PCW01
 1 NO
PCW10
Double speed
 NO + NO
PCWDS