


Relay Sockets For ETS Relays




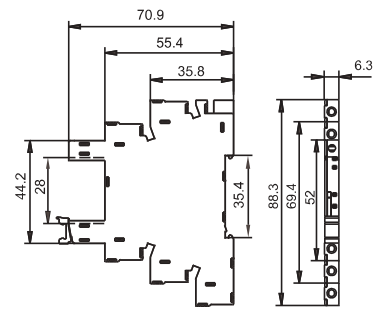
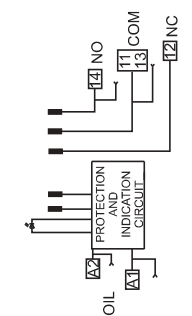
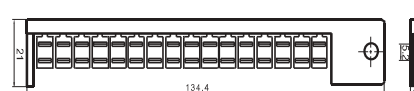
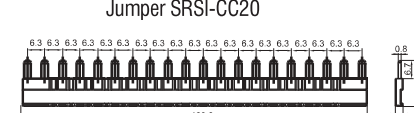

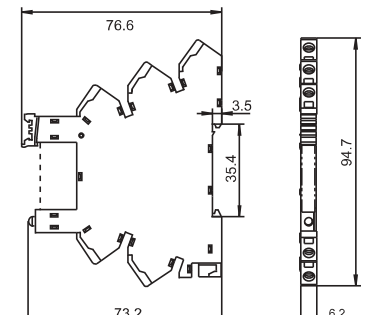
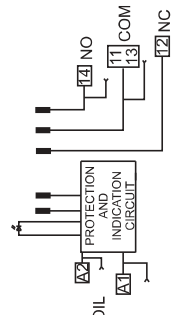
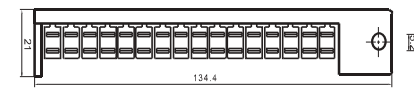
- Suitable for ETS relays
- The dielectric strength can reach 5000 VAC
- Insulation resistance is 1000MΩ
- Built-in protection circuit can indicate the power status, protect the circuit and expand the range of relay input voltage
- Ensure secure retention and easy ejection of relays
- Components available: marker, jumper and separator
- RoHS compliant



Characteristics

Product	Nominal Voltage	Nominal Current	Ambient Temperature	Input Voltage	Relay's Applicable Rated Voltage	Polarity of Input Voltage	Screw Torque (Nm)	Wire Strip Length
SRSI-24AC/DC	250VAC	6A	-40 to 70°C	12 to 24VAC/DC	12 to 24 VDC	No requirement	0.5	7 mm
SRSI-60AC/DC	250VAC	6A	-40 to 70°C	48 to 60 VAC/DC	48 to 60 VDC	No requirement	0.5	7 mm
SRSI-110AC/DC	250VAC	6A	-40 to 55°C	110 to 125 VAC/DC	60 VDC	No requirement	0.5	7 mm
SRSI-230AC/DC	250VAC	6A	-40 to 70°C	220 to 240 VAC/DC	60 VDC	No requirement	0.5	7 mm
SRSI-24DC	250VAC	6A	-40 to 55°C	6 to 24 VDC	6 to 24 VDC	Requirement	0.5	7 mm
SRSC-24AC/DC	250VAC	6A	-40 to 70°C	12 to 24 VAC/DC	12 to 24 VDC	No requirement	-	7 mm
SRSC60AC/DC	250VAC	6A	-40 to 70°C	48 to 60 VAC/DC	48 to 60 VDC	No requirement	-	7 mm
SRSC-110AC/DC	250VAC	6A	-40 to 55°C	110 to 125 VAC/DC	60 VDC	No requirement	-	7 mm
SRSC-230AC/DC	250VAC	6A	-40 to 70°C	220 to 240 VDC/DC	60 VDC	No requirement	-	7 mm
SRSC-24DC	250VAC	6A	-40 to 55°C	6 to 24 VDC	6 to 24 VDC	Requirement	-	7 mm

Outline dimensions, Wiring and PC Board layout (mm)

Socket	Outline Dimensions	Wiring Diagram	Components Available
 Screw terminal DIN Rail mounting	 (Top View)		Marker SRSI-BM16  Jumper SRSI-CC20 
 Spring-loaded terminal DIN Rail mounting			Marker SRSI-BM16  Jumper SRSI-CC20 