

Mounted Electrical Enclosures

Steel | Powder Coated

S1

SINGLE DOOR | IP66



The IP Enclosures S1 range of powder coated galvanised steel single door enclosures are designed to house a variety of electrical switch and control equipment. They are suitable for internal and external electrical installations for industrial, infrastructure, commercial and communications applications. All IP Enclosures are built to precision to ensure consistent high quality standards.

Features & Specifications

IP Enclosures S1 range of steel electrical enclosures are suitable for general industrial applications.

Protection: Complies with IP66 IK10, NEMA 4
(Independent accredited test laboratory)

Standard: IEC62208, IEC/EN/AS60529, RoHS (IEC/EN/AS61439 Compliant, Optional UL508A) **CE**

Material:

- Body: 1.2mm galvanised steel sheet (up to 700x500x250)
1.5mm galvanised steel sheet (800x600x200 and above)
- Gland Plate: 1.5mm galvanised steel sheet
- Door: 1.5mm galvanised steel sheet
- Device Mounting Plate: 1.5mm galvanised steel sheet
- Seal: Polyurethane. UL listed.

Body: The robust monoblock body is fabricated using galvanised steel sheet (1.2mm-1.5mm). Flat face sealing surfaces are provided to increase seal life. Pre-fitted blind nutserts are incorporated to accommodate mounts and accessory fasteners to eliminate drilling and retain IP rating. Integral device plate mounts and M6 earth studs are provided. A galvanised steel gland plate is incorporated into the bottom face. Cutting, pressing and full continuous seam welding using precision automated manufacturing equipment ensures accuracy and consistent high quality.

Single Door: The robust surface mounted door is fabricated using 1.5mm galvanised steel sheet and incorporates concealed removable hinges with captive pins. The door is designed for a 110° opening. Each door contains cable management rails, an M6 earth stud and a high quality machine-applied foamed in place (FIP) Polyurethane seal. Two internal cable management rails can be removed to provide additional space for equipment, duct and door mounted control components.


Seal: A high quality machine-applied full perimeter UL listed Polyurethane seal foamed in place (FIP) provides excellent sealing over a long life. Temperature resistance -40°C to 80°C (160°C short term loading).

Lock: Chrome 5mm double bit insert quarter turn lock with key. A full range of locking options are available upon request.

Device Mounting Plate: The device mounting plate is fabricated using 1.5mm galvanised steel sheet, pressed to provide additional strength and supplied pre-fitted into the enclosure as standard.

Gland Plate: Gland plates incorporate a seal and are provided with fasteners. The size and quantity vary according to enclosure size. The gland plates are incorporated into the bottom face of the enclosure body, located towards the rear adjacent to the device plate for ease of cable management.

Surface Treatment: UL approved epoxy polyester powder coated with a textured finish 80-120 micron average thickness. Standard colour: RAL7035 (Other colours available upon request).



Mounted Electrical Enclosures

S2

Steel | Powder Coated

DOUBLE DOOR | IP55



The IP Enclosures S2 range of powder coated galvanised steel double door enclosures are designed to house a variety of electrical switch and control equipment. They are suitable for internal and external electrical installations for industrial, infrastructure, commercial and communications applications. All IP Enclosures are built to precision to ensure consistent high quality standards.

Features & Specifications

IP Enclosures S2 range of steel electrical enclosures are suitable for general industrial applications.

Protection: Complies with IP55 IK10, NEMA 4
(Independent accredited test laboratory)

Standard: IEC62208, IEC/EN/AS60529, RoHS (IEC/EN/AS61439 Compliant, Optional UL508A) **CE**

Material:

- Body: 1.5mm galvanised steel sheet
- Gland Plate: 1.5mm galvanised steel sheet
- Door: 1.5mm galvanised steel sheet
- Device Mounting Plate: 1.5mm galvanised steel sheet
- Seal: Polyurethane. UL listed.

Body: The robust monoblock body is fabricated using 1.5mm galvanised steel sheet. Flat face sealing surfaces are provided to increase seal life. Pre-fitted blind nuts are incorporated to accommodate mounts and accessory fasteners to eliminate drilling and retain IP rating. Integral device plate mounts and M6 earth studs are provided. Gland plates are incorporated into the bottom face. Cutting, pressing and full continuous seam welding using precision automated manufacturing equipment ensures accuracy and consistent high quality.

Double Doors: The robust surface mounted doors are fabricated using 1.5mm galvanised steel sheet and incorporates concealed removable hinges with captive pins. The doors are designed to eliminate the central mullion to improve accessibility into the enclosure. The doors are designed for a 110° opening. Each door contains integral cable management rails, an M6 earth stud and a high quality machine-applied foamed in place (FIP) Polyurethane seal. Internal cable management rails can be removed to provide additional space for equipment, duct and door mounted control components.

Seal: A high quality machine-applied full perimeter UL listed Polyurethane seal foamed in place (FIP) provides excellent sealing over a long life. Temperature resistance -40°C to 80°C (160°C short term loading).

Lock: 3 point locking system with key-lock swing handle. A full range of locking solutions are available upon request.

Device Mounting Plate: The device mounting plate is fabricated using 1.5mm galvanised steel sheet, pressed to provide additional strength and supplied pre-fitted into enclosure as standard.

Gland Plates: Gland plates incorporate seals and are provided with fasteners. The size and quantity vary according to enclosure size. The gland plates are incorporated into the bottom face of the enclosure body, located towards the rear adjacent to the device plate for ease of cable management.


Surface Treatment: UL approved epoxy polyester powder coated with a textured finish 80-120 micron average thickness. Standard colour: RAL7035 (Other colours available upon request).



SINGLE DOOR | IP66


Part Number	Enclosure Size	Device Plate	Locks	Accessories			Part Number Suffix
Standard	H x W x D (mm)	H x W (mm)	Qty	Inner Door	Rain Hood	Transparent Door	Optional Colours
IP-302015	300 x 200 x 150	250 x 130	1	IP-PSID3020	IP-PSRH2015	-	-T33 -BLK -OR -RED
IP-302515	300 x 250 x 150	250 x 180	1	-	-	-	-T33 -BLK -OR -RED
IP-303015	300 x 300 x 150	250 x 230	1	IP-PSID3030	IP-PSRH3015	-	-T33 -BLK -OR -RED
IP-303020	300 x 300 x 200	250 x 230	1	IP-PSID3030	IP-PSRH3020	-	-T33 -BLK -OR -RED
IP-403015	400 x 300 x 150	350 x 230	1	IP-PSID4030	IP-PSRH3015	IP-4030WINDOOR	-T33 -BLK -OR -RED
IP-403020	400 x 300 x 200	350 x 230	1	IP-PSID4030	IP-PSRH3020	IP-4030WINDOOR	-T33 -BLK -OR -RED
IP-404020	400 x 400 x 200	350 x 330	1	IP-PSID4040	IP-PSRH4020	IP-4040WINDOOR	-T33 -BLK -OR -RED
IP-404030	400 x 400 x 300	350 x 330	1	IP-PSID4040	-	IP-4040WINDOOR	-T33 -BLK -OR -RED
IP-503015	500 x 300 x 150	450 x 230	1	IP-PSID5030	IP-PSRH3015	IP-5030WINDOOR	-T33 -BLK -OR -RED
IP-503020	500 x 300 x 200	450 x 230	1	IP-PSID5030	IP-PSRH3020	IP-5030WINDOOR	-T33 -BLK -OR -RED
IP-504020	500 x 400 x 200	450 x 330	1	IP-PSID5040	IP-PSRH4020	IP-5040WINDOOR	-T33 -BLK -OR -RED
IP-504025	500 x 400 x 250	450 x 330	1	IP-PSID5040	IP-PSRH4025	IP-5040WINDOOR	-T33 -BLK -OR -RED
IP-505020	500 x 500 x 200	450 x 430	1	IP-PSID5050	IP-PSRH5020	IP-5050WINDOOR	-T33 -BLK -OR -RED
IP-505025	500 x 500 x 250	450 x 430	1	IP-PSID5050	IP-PSRH5025	IP-5050WINDOOR	-T33 -BLK -OR -RED
IP-505030	500 x 500 x 300	450 x 430	1	IP-PSID5050	-	IP-5050WINDOOR	-T33 -BLK -OR -RED
IP-604020	600 x 400 x 200	550 x 330	2	IP-PSID6040	IP-PSRH4020	IP-6040WINDOOR	-T33 -BLK -OR -RED
IP-604025	600 x 400 x 250	550 x 330	2	IP-PSID6040	IP-PSRH4025	IP-6040WINDOOR	-T33 -BLK -OR -RED
IP-604030	600 x 400 x 300	550 x 330	2	IP-PSID6040	-	IP-6040WINDOOR	-T33 -BLK -OR -RED
IP-606020	600 x 600 x 200	550 x 530	2	IP-PSID6060	IP-PSRH6020	IP-6060WINDOOR	-T33 -BLK -OR -RED
IP-606030	600 x 600 x 300	550 x 530	2	IP-PSID6060	IP-PSRH6030	IP-6060WINDOOR	-T33 -BLK -OR -RED
IP-606040	600 x 600 x 400	550 x 530	2	IP-PSID6060	IP-PSRH6040	IP-6060WINDOOR	-T33 -BLK -OR -RED
IP-705020	700 x 500 x 200	650 x 430	2	IP-PSID7050	IP-PSRH5020	IP-7050WINDOOR	-T33 -BLK -OR -RED
IP-705025	700 x 500 x 250	650 x 430	2	IP-PSID7050	IP-PSRH5025	IP-7050WINDOOR	-T33 -BLK -OR -RED
IP-804030	800 x 400 x 300	750 x 330	2	IP-PSID8040	IP-PSRH4030	IP-8040WINDOOR	-T33 -BLK -OR -RED
IP-806020	800 x 600 x 200	750 x 530	2	IP-PSID8060	IP-PSRH6020	IP-8060WINDOOR	-T33 -BLK -OR -RED
IP-806025	800 x 600 x 250	750 x 530	2	IP-PSID8060	IP-PSRH6025	IP-8060WINDOOR	-T33 -BLK -OR -RED
IP-806030	800 x 600 x 300	750 x 530	2	IP-PSID8060	IP-PSRH6030	IP-8060WINDOOR	-T33 -BLK -OR -RED
IP-806040	800 x 600 x 400	750 x 530	2	IP-PSID8060	IP-PSRH6040	IP-8060WINDOOR	-T33 -BLK -OR -RED
IP-808020	800 x 800 x 200	750 x 730	2	IP-PSID8080	IP-PSRH8020	IP-8080WINDOOR	-T33 -BLK -OR -RED
IP-808030	800 x 800 x 300	750 x 730	2	IP-PSID8080	IP-PSRH8030	IP-8080WINDOOR	-T33 -BLK -OR -RED
IP-808040	800 x 800 x 400	750 x 730	2	IP-PSID8080	IP-PSRH8040	IP-8080WINDOOR	-T33 -BLK -OR -RED
IP-1006025	1000 x 600 x 250	950 x 530	2	IP-PSID10060	IP-PSRH6025	IP-10060WINDOOR	-T33 -BLK -OR -RED
IP-1006030	1000 x 600 x 300	950 x 530	2	IP-PSID10060	IP-PSRH6030	IP-10060WINDOOR	-T33 -BLK -OR -RED
IP-1008030	1000 x 800 x 300	950 x 730	2	IP-PSID10080	IP-PSRH8030	IP-10080WINDOOR	-T33 -BLK -OR -RED
IP-1008040	1000 x 800 x 400	950 x 730	2	IP-PSID10080	IP-PSRH8040	IP-10080WINDOOR	-T33 -BLK -OR -RED
IP-1206030	1200 x 600 x 300	1150 x 530	2	IP-PSID12060	IP-PSRH6030	IP-12060WINDOOR	-T33 -BLK -OR -RED
IP-1208030	1200 x 800 x 300	1150 x 730	2	IP-PSID12080	IP-PSRH8030	IP-12080WINDOOR	-T33 -BLK -OR -RED
IP-1208040	1200 x 800 x 400	1150 x 730	2	IP-PSID12080	IP-PSRH8040	IP-12080WINDOOR	-T33 -BLK -OR -RED

SINGLE DOOR, LANDSCAPE ORIENTATION | IP66



Part Number	Enclosure Size	Device Plate	Locks	Accessories			Part Number Suffix
Standard	H x W x D (mm)	H x W (mm)	Qty	Inner Door	Rain Hood	Transparent Door	Optional Colours
IP-L304015	300 x 400 x 150	250 x 330	1	IP-PSID3040	IP-PSRH4015	-	-T34 -BLK -OR -RED
IP-L304020	300 x 400 x 200	250 x 330	1	IP-PSID3040	IP-PSRH4020	-	-T35 -BLK -OR -RED
IP-L406020	400 x 600 x 200	350 x 530	1	IP-PSID4060	IP-PSRH6020	IP-4060WINDOOR	-T31 -BLK -OR -RED
IP-L406030	400 x 600 x 300	350 x 530	1	IP-PSID4060	IP-PSRH6030	IP-4060WINDOOR	-T32 -BLK -OR -RED
IP-L608030	600 x 800 x 300	750 x 730	2	IP-PSID6080	IP-PSRH8030	IP-6080WINDOOR	-T34 -BLK -OR -RED


SINGLE DOOR, FLOOR STANDING WITH PEDESTAL | IP66



Part Number	Enclosure Size	Device Plate	Locks	Accessories			Part Number Suffix
Standard	H x W x D (mm)	H x W (mm)	Qty	Inner Door	Rain Hood	Transparent Door	Optional Colours
IP-1408040	1400 x 800 x 400	1350 x 730	2	-	IP-PSRH8040	-	-T34 -BLK -OR -RED
IP-1608040	1600 x 800 x 400	1550 x 730	2	-	IP-PSRH8040	-	-T35 -BLK -OR -RED
IP-20010040	2000 x 1000 x 400	1950 x 930	2	-	IP-PSRH10040	-	-T35 -BLK -OR -RED

* +100mm base plinth

DOUBLE DOOR | IP55



Part Number	Enclosure Size	Device Plate	Lock	Accessories			Part Number Suffix
Standard	H x W x D (mm)	H x W (mm)	Type	Inner Door	Rain Hood	Transparent Door	Optional Colours
IP-L4010030	400 x 1000 x 300	350 x 930	3-Point	IP-PSID40100	IP-PSRH10030	-	-T33 -BLK -OR -RED
IP-L4010040	400 x 1000 x 400	350 x 930	3-Point	IP-PSID40100	IP-PSRH10040	-	-T33 -BLK -OR -RED
IP-L6010030	600 x 1000 x 300	550 x 930	3-Point	IP-PSID60100	IP-PSRH10030	-	-T33 -BLK -OR -RED
IP-L6010040	600 x 1000 x 400	550 x 930	3-Point	IP-PSID60100	IP-PSRH10040	-	-T33 -BLK -OR -RED
IP-L4012030	400 x 1200 x 300	350 x 1130	3-Point	-	IP-PSRH12030	-	-T33 -BLK -OR -RED
IP-L4012040	400 x 1200 x 400	350 x 1130	3-Point	-	IP-PSRH12040	-	-T33 -BLK -OR -RED
IP-L6012030	600 x 1200 x 300	550 x 1130	3-Point	-	IP-PSRH12030	-	-T33 -BLK -OR -RED
IP-L6012040	600 x 1200 x 400	550 x 1130	3-Point	-	IP-PSRH12040	-	-T33 -BLK -OR -RED
IP-10010030	1000 x 1000 x 300	950 x 930	3-Point	IP-PSID100100	IP-PSRH10030	-	-T33 -BLK -OR -RED
IP-10010040	1000 x 1000 x 400	950 x 930	3-Point	IP-PSID100100	IP-PSRH10040	-	-T33 -BLK -OR -RED
IP-12010030	1200 x 1000 x 300	1150 x 930	3-Point	IP-PSID120100	IP-PSRH10030	-	-T33 -BLK -OR -RED
IP-12010040	1200 x 1000 x 400	1150 x 930	3-Point	IP-PSID120100	IP-PSRH10040	-	-T33 -BLK -OR -RED
IP-12012030	1200 x 1200 x 300	1150 x 1130	3-Point	IP-PSID120120	IP-PSRH12030	-	-T33 -BLK -OR -RED
IP-12012040	1200 x 1200 x 400	1150 x 1130	3-Point	IP-PSID120120	IP-PSRH12040	-	-T33 -BLK -OR -RED