


Protection in the toughest conditions™



GENERAL CATALOGUE 2017

Electrical Enclosures

Protection in the toughest conditions™



Highest Quality Design Features

Designed in Australia, Manufactured in Europe



Enclosures

Mounted Enclosures

Steel | Powder-Coated

S1

SINGLE DOOR | IP66



The IP Enclosures S1 range of electrical enclosures are powdercoated galvanised steel single door enclosures designed to house a variety of electrical switch and control equipment. They are suitable for internal and external electrical installations for industrial, infrastructure, commercial and communications applications. All IP Enclosures are built to precision in Europe to ensure consistent high quality standards.

Features & Specifications

IP Enclosures S Range of steel electrical enclosures are suitable for general industrial applications.

Protection: Complies with IP66. (Independent accredited test laboratory)

Standard: AS/EN/IEC60529, UL508A, NEMA 4



Material:

- Body: 1.2mm galvanised steel sheet (up to 700x500x250)
1.5mm galvanised steel sheet (800x600x200 and above)
- Gland Plate: 1.5mm galvanised steel sheet
- Door: 1.5mm galvanised steel sheet
- Device Mounting Plate: 1.5mm galvanised steel sheet
- Seal: Polyurethane

Body: The robust monoblock body is fabricated using galvanised steel sheet (1.2mm-1.5mm). Cutting, pressing and full continuous seam welding using precision automated manufacturing equipment to ensure accuracy and consistent high quality. Flat face sealing surfaces are provided to increase seal life. Pre-fitted blind nuts are incorporated to accommodate mounts and accessory fasteners to eliminate drilling and retain IP rating. Integral device plate mounts and M5 earth stud is provided. A galvanised steel gland plate is incorporated into the bottom face.

Single Door: The robust surface mounted door is fabricated using 1.5mm galvanised steel sheet and incorporates concealed removable hinges with captive pins. The door is design for a 110° opening. Each door contains integral cable management rail studs, M5 earth stud and a high quality machine-applied foamed in place (FIP) Polyurethane seal. Two internal cable management rails can be removed to provide additional space for equipment, duct and door mounted control components.

Seal: A high quality machine-applied full perimeter Polyurethane seal foamed in place (FIP) provides excellent sealing over a long life.

Lock: A full range of locking solutions are available upon request. Steel enclosures <1000mm high have 3mm double bit insert quarter turn lock with key. Enclosures >1000mm high have 3 point locking system with key-lock swing handle.

Device Mounting Plate: The device mounting plate is fabricated using 1.5mm galvanised steel sheet, pressed to provide additional strength and supplied pre-fitted into enclosure as standard.

Gland Plate: Gland plates are provided with gaskets and fasteners. The size and quantity vary according to enclosure size. The gland plates are incorporated into the bottom face of the enclosure body, located towards the rear adjacent to the device plate for ease of cable management.

Surface Treatment: UL approved epoxy polyester powder-coated with a textured finish. 80-120 micron average thickness. Colour RAL7035 (Other colours available upon request)



Dimensional Table

S1

Enclosure			Device Plate		Usable Depth (with Device Plate)	Usable Depth (Without Device Plate)	Gland Plate		Locks	Weight	Part Number
H	W	D	H1	W1	D1	D2	LxW	Qty	Qty	(kg)	SKU
300	200	150	250	130	113.6	123.6	110x56	1	1	3.5	IP-302015
300	300	150	250	230	113.6	123.6	110x56	1	1	5.0	IP-303015
300	300	200	250	230	163.6	173.6	214x95	1	1	5.5	IP-303020
400	300	150	350	230	113.6	123.6	110x56	1	1	6.5	IP-403015
400	300	200	350	230	163.6	173.6	214x95	1	1	9.0	IP-403020
400	400	200	350	330	163.6	173.6	214x95	1	1	9.5	IP-404020
500	300	150	450	230	113.6	123.6	110x56	1	1	7.5	IP-503015
500	300	200	450	230	163.6	173.6	214x95	1	1	8.5	IP-503020
500	400	200	450	330	163.6	173.6	214x95	1	1	12.0	IP-504020
500	400	250	450	330	213.6	223.6	214x95	1	1	13.0	IP-504025
500	500	200	450	430	163.6	173.6	364x95	1	1	14.5	IP-505020
500	500	250	450	430	213.6	223.6	364x95	1	1	15.5	IP-505025
600	400	200	550	330	163.6	173.6	214x95	1	1	14.0	IP-604020
600	400	250	550	330	213.6	223.6	214x95	1	1	15.0	IP-604025
600	600	200	550	530	163.6	173.6	364x95	1	1	19.5	IP-606020
600	600	300	550	530	263.6	273.6	364x95	1	1	22.0	IP-606030
700	500	200	650	430	163.6	173.6	364x95	1	2	17.0	IP-705020
700	500	250	650	430	213.6	223.6	364x95	1	2	18.5	IP-705025
800	600	200	750	530	163.6	173.6	364x95	1	2	24.5	IP-806020
800	600	250	750	530	213.6	223.6	364x95	1	2	26.0	IP-806025
800	600	300	750	530	263.6	273.6	364x95	1	2	27.5	IP-806030
800	800	200	750	730	163.6	173.6	214x95	2	2	31.0	IP-808020
800	800	300	750	730	263.6	273.6	214x95	2	2	34.0	IP-808030
800	800	400	750	730	363.6	373.6	214x95	2	2	38.5	IP-808040
1000	600	250	950	530	213.6	223.6	364x95	1	2	31.5	IP-1006025
1000	600	300	950	530	263.6	273.6	364x95	1	2	33.5	IP-1006030
1000	800	300	950	730	263.6	273.6	214x95	2	2	42.0	IP-1008030
1000	800	400	950	730	363.6	373.6	214x95	2	2	46.0	IP-1008040
1200	600	300	1150	530	263.6	273.6	364x95	1	2	39.5	IP-1206030
1200	800	300	1150	730	263.6	273.6	214x95	2	2	49.0	IP-1208030
1200	800	400	1150	730	363.6	373.6	214x95	2	2	54.0	IP-1208040

Mounted Enclosures

Steel | Powder-Coated

S2

DOUBLE DOOR | IP55





The IP Enclosures S2 range of electrical enclosures are powdercoated galvanised steel double door enclosures designed to house a variety of electrical switch and control equipment. They are suitable for internal and external electrical installations for industrial, infrastructure, commercial and communications applications. All IP Enclosures are built to precision in Europe to ensure consistent high quality standards.

Features & Specifications

IP Enclosures S Range of steel electrical enclosures are suitable for general industrial applications.

Protection: Complies with IP55. (Independent accredited test laboratory)

Standard: AS/EN/IEC60529, UL508A, NEMA 4  

Material:

- Body: 1.5mm galvanised steel sheet
- Gland Plate: 1.5mm galvanised steel sheet
- Door: 1.5mm galvanised steel sheet
- Device Mounting Plate: 1.5mm galvanised steel sheet
- Seal: Polyurethane

Body: The robust monoblock body is fabricated using 1.5mm galvanised steel sheet. Cutting, pressing and full continuous seam welding using precision automated manufacturing equipment to ensure accuracy and consistent high quality. Flat face sealing surfaces are provided to increase seal life. Pre-fitted blind nutserts are incorporated to accommodate mounts and accessory fasteners to eliminate drilling and retain IP rating. Integral device plate mounts and M5 earth stud is provided. A gland plate is incorporated into the bottom face.

Double Doors: The robust surface mounted doors are fabricated using 1.5mm galvanised steel sheet and incorporates concealed removable hinges with captive pins. The doors are designed to eliminate the central mullion to improve accessibility into the enclosure. The doors are designed for a 110° opening. Each door contains integral cable management rail studs, M5 earth stud and a high quality machine-applied foamed in place (FIP) Polyurethane seal. Two internal cable management rails can be removed to provide additional space for equipment, duct and door mounted control components.

Seal: A high quality machine-applied continuous foamed in place (FIP) Polyurethane seal provides excellent sealing over a long life.

Lock: A full range of locking solutions are available upon request. Standard locks are as follows:
Steel enclosures <1000mm high have 3mm double bit insert quarter turn lock with key.
Enclosures >1000mm high have 3 point locking system with key-lock swing handle.

Device Mounting Plate: The device mounting plate is fabricated using 1.5mm galvanised steel sheet, pressed to provide additional strength and supplied pre-fitted into enclosure as standard.

Gland Plate: Gland plates are provided with gaskets and fasteners. The size and quantity vary according to enclosure size. The gland plates are incorporated into the bottom face of the enclosure body, located towards the rear adjacent to the device plate for ease of cable management.

Surface Treatment: UL approved epoxy polyester powder-coated with a textured finish. 80-120 micron average thickness. Colour RAL7035 (Other colours available upon request)



Dimensional Table

S2

Enclosure			Device Plate		Usable Depth (with Device Plate)	Usable Depth (Without Device Plate)	Gland Plate		Locks	Weight	Part Number
H	W	D	H1	W1	D1	D2	LxW	Qty	Qty	(kg)	SKU
1000	1000	300	950	930	263.6	273.6	364x95	2	1	51.0	IP-10010030
1000	1000	400	950	930	363.6	373.6	364x95	2	1	56.0	IP-10010040
1200	1000	300	1150	930	263.6	273.6	364x95	2	1	62.0	IP-12010030
1200	1000	400	1150	930	363.6	373.6	364x95	2	1	67.0	IP-12010040
1200	1200	300	1150	1130	263.6	273.6	364x95	2	1	72.0	IP-12012030
1200	1200	400	1150	1130	363.6	373.6	364x95	2	1	77.5	IP-12012040



Mounted Enclosures

Steel | Powder-Coated

S1 & S2

SURFACE TREATMENT SPECIFICATION & COLOUR OPTIONS



Standard Colours. Non-Standard custom colours available upon request



Mounted Enclosures

SS1

Stainless Steel Grade 316/316L

SINGLE DOOR | IP66




The IP Enclosures SS1 range of grade 316/316L stainless steel single door enclosures are designed for extreme duty to house a variety of electrical switch and control equipment. They are suitable for internal and external electrical installations for industrial, infrastructure, commercial, communications, defence, marine, food and beverage applications. All IP Enclosures are built to precision in Europe to ensure consistent high quality standards.

Features & Specifications

SS1

IP Enclosures SS Range of grade 316/316L Stainless Steel electrical enclosures are suitable for general industrial applications.

Protection: Complies with IP66. (Independent accredited test laboratory)

Standard: AS/EN/IEC60529, UL508A, NEMA 4x  

Material:

- Body: 1.5mm Grade 316/316L Stainless Steel
- Door: 1.5mm Grade 316/316L Stainless Steel
- Device Mounting Plate: 1.5mm Grade 316/316L Stainless Steel
- Seal: Polyurethane

Surface Finish: 0.4 micron Ra surface brushed finish

Body: The robust monoblock body is fabricated using 1.5mm Grade 316/316L Stainless Steel. Cutting, pressing and full continuous seam welding using precision automated manufacturing equipment to ensure accuracy and consistent high quality. Flat face sealing surfaces are provided to increase seal life. Pre-fitted blind nutserts are incorporated to accommodate mounts and accessory fasteners to eliminate drilling and retain IP rating. Integral device plate mounts and M5 earth stud is provided.

Door: The robust surface mounted door is fabricated using 1.5mm Grade 316/316L Stainless Steel and incorporates concealed removable hinges with captive pins. The door is design for a 110° opening. Each door contains integral cable management rail studs, M5 earth stud and a high quality machine-applied foamed in place (FIP) Polyurethane seal. Two internal cable management rails can be removed to provide additional space for equipment, duct and door mounted control components.

Seal: A high quality machine-applied continuous foamed in place (FIP) Polyurethane seal provides excellent sealing over a long life.

Lock: A full range of locking solutions are available upon request. Standard locks are as follows:

Stainless steel enclosures <1000mm high have 8mm square drive quarter turn lock with key.

Enclosures >1000mm high have 3 point locking system with key-lock swing handle.

Device Mounting Plate: The device mounting plate is fabricated using 1.5mm Grade 316/316L Stainless Steel, pressed to provide additional strength and supplied pre-fitted into enclosure as standard.



Dimensional Table

SS1

Enclosure			Device Plate		Usable Depth (with Device Plate)	Usable Depth (Without Device Plate)	Gland Plate (Optional)		Locks	Weight	Part Number
H	W	D	H1	W1	D1	D2	LxW	Qty	Qty	(kg)	SKU
300	200	150	250	130	113.6	123.6	110x56	1	1	4.5	IP-SS302015
300	300	150	250	230	113.6	123.6	110x56	1	1	5.5	IP-SS303015
400	300	150	350	230	113.6	123.6	110x56	1	1	7.0	IP-SS403015
400	300	200	350	230	163.6	173.6	214x95	1	1	10.5	IP-SS403020
400	400	200	350	330	163.6	173.6	214x95	1	1	11.0	IP-SS404020
500	400	200	450	330	163.6	173.6	214x95	1	1	14.0	IP-SS504020
500	400	250	450	330	213.6	223.6	214x95	1	1	15.0	IP-SS504025
500	500	250	450	430	213.6	223.6	364x95	1	1	18.0	IP-SS505025
600	400	200	550	330	163.6	173.6	214x95	1	1	16.0	IP-SS604020
600	400	250	550	330	213.6	223.6	214x95	1	1	17.5	IP-SS604025
600	600	300	550	530	263.6	273.6	364x95	1	1	25.5	IP-SS606030
700	500	250	650	430	213.6	223.6	364x95	1	2	21.0	IP-SS705025
800	600	250	750	530	213.6	223.6	364x95	1	2	26.0	IP-SS806025
800	600	300	750	530	263.6	273.6	364x95	1	2	27.5	IP-SS806030
800	800	300	750	730	263.6	273.6	214x95	2	2	34.0	IP-SS808030
1000	600	300	950	530	263.6	273.6	364x95	1	2	33.5	IP-SS1006030
1000	800	300	950	730	263.6	273.6	214x95	2	2	42.0	IP-SS1008030
1000	800	400	950	730	363.6	373.6	214x95	2	2	46.0	IP-SS1008040
1200	800	300	1150	730	263.6	273.6	214x95	2	2	49.0	IP-SS1208030

Mounted Enclosures

SS2

Stainless Steel Grade 316/316L

DOUBLE DOOR | IP55



The IP Enclosures SS2 range of grade 316/316L stainless steel double door enclosures are designed for extreme duty to house a variety of electrical switch and control equipment. They are suitable for internal and external electrical installations for industrial, infrastructure, commercial, communications, defence, marine, food and beverage applications. All IP Enclosures are built to precision in Europe to ensure consistent high quality standards.

Features & Specifications

IP Enclosures SS Range of grade 316 Stainless Steel electrical enclosures are suitable for general industrial applications.

Protection: Complies with IP55. (Independent accredited test laboratory)

Standard: AS/EN/IEC60529, UL508A, NEMA 4x



Material:

- Body: 1.5mm Grade 316/316L Stainless Steel
- Door: 1.5mm Grade 316/316L Stainless Steel
- Device Mounting Plate: 1.5mm Grade 316/316L Stainless Steel
- Seal: Polyurethane

Surface Finish: 0.4 micron Ra surface brushed finish

Body: The robust monoblock body is fabricated using 1.5mm Grade 316/316L Stainless Steel. Cutting, pressing and full continuous seam welding using precision automated manufacturing equipment to ensure accuracy and consistent high quality. Flat face sealing surfaces are provided to increase seal life. Pre-fitted blind nutserts are incorporated to accommodate mounts and accessory fasteners to eliminate drilling and retain IP rating. Integral device plate mounts and M5 earth stud is provided.

Double Doors: The robust surface mounted doors are fabricated using 1.5mm Grade 316/316L Stainless Steel and incorporates concealed removable hinges with captive pins. The doors are designed to eliminate the central mullion to improve accessibility into the enclosure. The doors are designed for a 110° opening. Each door contains integral cable management rail studs, M5 earth stud and a high quality machine-applied foamed in place (FIP) Polyurethane seal. Two internal cable management rails can be removed to provide additional space for equipment, duct and door mounted control components.

Seal: A high quality machine-applied continuous foamed in place (FIP) Polyurethane seal provides excellent sealing over a long life.

Lock: A full range of locking solutions are available upon request. Standard locks are as follows:

- Stainless steel enclosures <1000mm high have 8mm square drive quarter turn lock with key.
- Enclosures >1000mm high have 3 point locking system with key-lock swing handle.

Device Mounting Plate: The device mounting plate is fabricated using 1.5mm Grade 316/316L Stainless Steel, pressed to provide additional strength and supplied pre-fitted into enclosure as standard.



Dimensional Table

SS2

Enclosure			Mounting Plate		Usable Depth (with Device Plate)	Usable Depth (Without Device Plate)	Gland Plate (Optional)		Locks	Weight	Part Number
H	W	D	H1	W1	D1	D2	LxW	Qty	Qty	(kg)	SKU
1000	1000	300	950	930	263.6	273.6	364x95	2	1	51.0	IP-SS10010030
1000	1000	400	950	930	363.6	373.6	364x95	2	1	56.0	IP-SS10010040
1200	1000	300	1150	930	263.6	273.6	364x95	2	1	62.0	IP-SS12010030
1200	1000	400	1150	930	363.6	373.6	364x95	2	1	67.0	IP-SS12010040
1200	1200	300	1150	1130	263.6	273.6	364x95	2	1	72.0	IP-SS12012030
1200	1200	400	1150	1130	363.6	373.6	364x95	2	1	77.5	IP-SS12012040



Mounted Enclosures

SSSR-1

Stainless Steel Grade 316/316L

30° SLOPING ROOF | SINGLE DOOR | IP66



The IP Enclosures SSSR range of grade 316/316L stainless steel 30° sloping roof single door enclosures are designed for extreme duty to house a variety of electrical switch and control equipment while preventing build-up of dust, debris and waste material. They are suitable for internal and external electrical installations for industrial, infrastructure, commercial, communications, defence, marine, food and beverage applications. All IP Enclosures are built to precision in Europe to ensure consistent high quality standards.

Features & Specifications

SSSR-1

IP Enclosures SSSR Range of grade 316/316L Stainless Steel 30° Sloping Roof electrical enclosures are designed to house a variety of electrical switch and control equipment while preventing build-up of dust, debris and waste material.

Protection: Complies with IP66. (Independent accredited test laboratory)

Standard: AS/EN/IEC60529, UL508A, NEMA 4x  

Material:

- Body: 1.5mm Grade 316/316L Stainless Steel
- Door: 1.5mm Grade 316/316L Stainless Steel
- Device Mounting Plate: 1.5mm Grade 316/316L Stainless Steel
- Seal: Polyurethane

Surface Finish: 0.4 micron Ra surface brushed finish

Body: The robust monoblock body with 30° sloping roof is fabricated using 1.5mm Grade 316/316L Stainless Steel. Cutting, pressing and full continuous seam welding using precision automated manufacturing equipment to ensure accuracy and consistent high quality. Flat face sealing surfaces are provided to increase seal life. Pre-fitted blind nutserts are incorporated to accommodate mounts and accessory fasteners to eliminate drilling and retain IP rating. The roof consist of a 30° sloped roof design that protrudes past the seal, flush with the front of the door face. Integral device plate mounts and M5 earth stud is provided.

Door: The robust surface mounted door is fabricated using 1.5mm Grade 316/316L Stainless Steel and incorporates concealed removable hinges with captive pins. The door is design for a 110° opening. Each door contains integral cable management rail studs, M5 earth stud and a high quality machine-applied foamed in place (FIP) Polyurethane seal. Two internal cable management rails can be removed to provide additional space for equipment, duct and door mounted control components.

Seal: A high quality machine-applied continuous foamed in place (FIP) Polyurethane seal provides excellent sealing over a long life.

Lock: A full range of locking solutions are available upon request. Standard locks are as follows:

Stainless steel enclosures <1000mm high have 8mm square drive quarter turn lock with key.

Device Mounting Plate: The device mounting plate is fabricated using 1.5mm Grade 316/316L Stainless Steel, pressed to provide additional strength and supplied pre-fitted into enclosure as standard.



Dimensional Table

SS1

Enclosure			Device Plate		Usable Depth (with Device Plate)	Usable Depth (Without Device Plate)	Gland Plate (Optional)		Locks	Part Number
H	W	D	H1	W1	D1	D2	LxW	Qty	Qty	SKU
300	200	150	250	130	113.6	123.6	110x56	1	1	IP-SSSR302015
300	300	150	250	230	113.6	123.6	110x56	1	1	IP-SSSR303015
400	300	200	350	230	163.6	173.6	214x95	1	1	IP-SSSR403020
400	400	200	350	330	163.6	173.6	214x95	1	1	IP-SSSR404020
500	400	250	450	330	213.6	223.6	214x95	1	1	IP-SSSR504025
500	500	250	450	430	213.6	223.6	364x95	1	1	IP-SSSR505025
600	400	250	550	330	213.6	223.6	214x95	1	1	IP-SSSR604025
600	600	300	550	530	263.6	273.6	364x95	1	1	IP-SSSR606030



Mounted Enclosures

INNER DOORS

Accessories

ACCESSORIES | INNER DOORS

Enclosure			Inner Doors	Inner Doors
H	W	D	Steel	Stainless Steel
300	200	150	IP-PSID302015	IP-SSID302015
300	300	150	IP-PSID303015	IP-SSID303015
300	300	200	IP-PSID303020	-
400	300	150	IP-PSID403015	IP-SSID403015
400	300	200	IP-PSID403020	IP-SSID403020
400	400	200	IP-PSID404020	IP-SSID404020
500	300	150	IP-PSID503015	-
500	300	200	IP-PSID503020	-
500	400	200	IP-PSID504020	IP-SSID504020
500	400	250	IP-PSID504025	IP-SSID504025
500	500	200	IP-PSID505020	-
500	500	250	IP-PSID505025	IP-SSID505025
600	400	200	IP-PSID604020	IP-SSID604020
600	400	250	IP-PSID604025	IP-SSID604025
600	600	200	IP-PSID606020	-
600	600	300	IP-PSID606030	IP-SSID606030
700	500	200	IP-PSID705020	-
700	500	250	IP-PSID705025	IP-SSID705025
800	600	200	IP-PSID806020	-
800	600	250	IP-PSID806025	IP-SSID806025
800	600	300	IP-PSID806030	IP-SSID806030
800	800	200	IP-PSID808020	-
800	800	300	IP-PSID808030	IP-SSID808030
800	800	400	IP-PSID808040	-
1000	600	250	IP-PSID1006025	-
1000	600	300	IP-PSID1006030	IP-SSID1006030
1000	800	300	IP-PSID1008030	IP-SSID1008030
1000	800	400	IP-PSID1008040	IP-SSID1008040
1000	1000	300	IP-PSID10010030	IP-SSID10010030
1000	1000	400	IP-PSID10010040	IP-SSID10010040
1200	600	300	IP-PSID1206030	-
1200	800	300	IP-PSID1208030	IP-SSID1208030
1200	800	400	IP-PSID1208040	-
1200	1000	300	IP-PSID12010030	IP-SSID12010030
1200	1000	400	IP-PSID12010040	IP-SSID12010040
1200	1200	300	IP-PSID12012030	IP-SSID12012030
1200	1200	400	IP-PSID12012040	IP-SSID12012040



Mounted Enclosures

RAIN HOODS

Accessories

ACCESSORIES | RAIN HOODS

Enclosure			Rain Hood	Rain Hood
H	W	D	Steel	Stainless Steel
300	200	150	IP-PSRH302015	IP-SSRH302015
300	300	150	IP-PSRH303015	IP-SSRH303015
300	300	200	IP-PSRH303020	-
400	300	150	IP-PSRH403015	IP-SSRH403015
400	300	200	IP-PSRH403020	IP-SSRH403020
400	400	200	IP-PSRH404020	IP-SSRH404020
500	300	150	IP-PSRH503015	-
500	300	200	IP-PSRH503020	-
500	400	200	IP-PSRH504020	IP-SSRH504020
500	400	250	IP-PSRH504025	IP-SSRH504025
500	500	200	IP-PSRH505020	-
500	500	250	IP-PSRH505025	IP-SSRH505025
600	400	200	IP-PSRH604020	IP-SSRH604020
600	400	250	IP-PSRH604025	IP-SSRH604025
600	600	200	IP-PSRH606020	-
600	600	300	IP-PSRH606030	IP-SSRH606030
700	500	200	IP-PSRH705020	-
700	500	250	IP-PSRH705025	IP-SSRH705025
800	600	200	IP-PSRH806020	-
800	600	250	IP-PSRH806025	IP-SSRH806025
800	600	300	IP-PSRH806030	IP-SSRH806030
800	800	200	IP-PSRH808020	-
800	800	300	IP-PSRH808030	IP-SSRH808030
800	800	400	IP-PSRH808040	-
1000	600	250	IP-PSRH1006025	-
1000	600	300	IP-PSRH1006030	IP-SSRH1006030
1000	800	300	IP-PSRH1008030	IP-SSRH1008030
1000	800	400	IP-PSRH1008040	IP-SSRH1008040
1000	1000	300	IP-PSRH10010030	IP-SSRH10010030
1000	1000	400	IP-PSRH10010040	IP-SSRH10010040
1200	600	300	IP-PSRH1206030	-
1200	800	300	IP-PSRH1208030	IP-SSRH1208030
1200	800	400	IP-PSRH1208040	-
1200	1000	300	IP-PSRH12010030	IP-SSRH12010030
1200	1000	400	IP-PSRH12010040	IP-SSRH12010040
1200	1200	300	IP-PSRH12012030	IP-SSRH12012030
1200	1200	400	IP-PSRH12012040	IP-SSRH12012040



Mounted Enclosures

VENT HOODS

Accessories

ACCESSORIES | VENTS AND VENT HOODS

IP Enclosures provide a large range of electrical enclosure vent hoods in Steel and Grade 316 Stainless Steel to suit all sizes.

Features and Benefits

IP Enclosures provide vent hoods to increase protection of vents, vent filters and internal components. The top of vent hoods are inclined to prevent settling and building up of liquids, corrosive solids, minerals, dust, dirt and debris on top of the vent hood. All IP Enclosures electrical enclosure vent hoods are manufactured with nutserts for ease of installation and gaskets to prevent crevice corrosion.

Materials and Fabrication

Cutting, pressing and full continuous seam welding using precision automated manufacturing equipment ensures accuracy and consistent high quality.

Steel vent hoods are fabricated using 1.2mm galvanised steel sheet. UL approved epoxy polyester powder-coated with a textured RAL7035 finish to 80-120 micron average thickness. Coloured rain hoods are available if required. Stainless Steel vent hoods are fabricated using 1.5mm Grade 316/316L Stainless Steel.

Powder-Coated Steel

Powdercoated galvanised steel vent hoods are designed to be fitted to IP Enclosures electrical enclosures. Vent Hoods are supplied with gaskets and fasteners.

Surface Treatment: UL approved epoxy polyester powder-coated with a textured finish. 80-120 micron average thickness. Colour RAL7035 (Other colours available upon request)

IP-PSVH3020 – 300mm H x 200mm W x 50mm D

IP-PSVH4030 – 400mm H x 300mm W x 50mm D

IP-PSVH4737 – 475mm H x 375mm W x 75mm D

Grade 316 Stainless Steel

Grade 316 Stainless Steel vent hoods are designed to be fitted to IP Enclosures electrical enclosures. Vent Hoods are supplied with gaskets and fasteners.

Material: 1.5mm Grade 316/316L Stainless Steel

Surface Finish: 0.4 micron Ra surface brushed finish

IP-SSVH3020 – 300mm H x 200mm W x 50mm D

IP-SSVH4030 – 400mm H x 300mm W x 50mm D

IP-SSVH4737 – 475mm H x 375mm W x 75mm D



A full range of ventilation fans and filters are available upon request.

Mounted Enclosures

SUN SHIELDS

Accessories

ACCESSORIES | SUN SHIELDS

IP Enclosures provide electrical enclosure sun shields in Steel and Grade 316 Stainless Steel to suit all sizes.

Features and Benefits

Optional sun shields (solar shields) are fitted to external surfaces to assist in controlling the internal temperature of the electrical enclosure or electrical cabinet. Generally, the temperature range of the electrical enclosure must maintain an internal temperature below the operating temperature range of internal components. Unless specified otherwise, it is desirable to maintain an internal temperature (TI) below 50°C.

Materials and Fabrication

Sun shields are fabricated using precision automated manufacturing equipment ensures accuracy and consistent high quality.

Steel sun shields are fabricated using 1.2mm – 1.5mm galvanised steel sheet. UL approved epoxy polyester powder-coated with a textured RAL7035 finish to 80-120 micron average thickness. Coloured sun shields are available if required.

Stainless Steel sun shields are fabricated using 1.5mm Grade 316/316L Stainless Steel.

Available Sizes

A range of sizes of steel and stainless steel electrical enclosure sun shields are available. Sun shields are made-to-order.



Mounted Enclosures

INSPECTION WINDOWS

Accessories

ACCESSORIES | INSPECTION WINDOWS

IP Enclosures provide optional electrical enclosure inspection windows. Inspection windows allow operators to view, monitor or adjust settings of components mounted inside an electrical enclosure or electrical cabinet without opening the enclosure door. This reduces risk and improves safety.

Features and Benefits


If improving monitoring while increasing safety and reducing risk is important, then consider an electrical enclosure inspection window.

- Improve safety by reducing the need to enter electrical enclosures
- Improve operating and maintenance performance by ease of visual monitoring of components and settings.

Electrical enclosure inspection windows are manufactured using 4mm thick transparent polycarbonate. However other thicknesses are available ranging from 2mm to 5mm subject to the area of inspection window and project specifications. Inspection windows can be any shape such as square, circle or polygon and can be any size to suit project requirements. Inspection windows can be fitted to steel electrical enclosures and stainless steel electrical enclosures.

Electrical enclosures with inspection windows are custom made-to-order items.

Please contact our team if your electrical enclosure requires an optional inspection window.



Mounted Enclosures

SHELVES

Accessories

ACCESSORIES | SHELVES

IP Enclosures provide a range of electrical enclosure shelves in Steel and Grade 316 Stainless Steel to suit all sizes. Shelf systems have many uses and can be used for component separation or battery storage.

Each shelf system kit includes one shelf and one set of vertical adjustable brackets. For additional shelves, order shelf only.

IP-SHL-808030 – Shelf System for 800x800x300

IP-SHL-808040 – Shelf System for 800x800x400

IP-SHL-10010030 – Shelf System for 1000x1000x300

IP-SHL-10010040 – Shelf System for 1000x1000x400

IP-SHL-12012030 – Shelf System for 1200x1200x300

IP-SHL-12012040 – Shelf System for 1200x1200x400



Mounted Enclosures

WIRING PLAN POCKETS

Accessories

ACCESSORIES | WIRING PLAN POCKETS

IP Enclosures provide a range of electrical enclosure wiring plan pockets in plastic, steel and stainless steel to suit all sizes of enclosures.

Wiring plan pockets and document storage pockets can be provided to fasten to the inside lower half of each access door to provide space for the storage of site documentation. Wiring plan pockets are sized to shroud unfolded, laminated A4 sized drawings and documents.

Plastic wiring plan pockets are 25mm deep and are provided with high quality self-adhesive foam tape to fasten to the inside of an electrical enclosure or electrical cabinet.

Steel wiring plan pockets are 20mm deep. These can be provided fitted to the inside of electrical enclosure doors on custom electrical enclosures.

A4 wiring plan pockets and document storage pockets are in stock for immediately delivery.

A3 wiring plan pockets and document storage pockets are made-to-order as part of custom enclosures.



Mounted Enclosures

Accessories

MOUNTING BRACKETS & STANDS

ACCESSORIES | MOUNTING BRACKETS & STANDS

Wall Mounting Brackets

IP-WMB4 - Steel Electrical Enclosure Wall Mounting Bracket Kit with Fasteners

IP-SSMB - Grade 316 Stainless Steel Electrical Enclosure Wall Mounting Bracket Kit with Fasteners

Pole Mounting Brackets

IP-PMP1200 - Steel Pole Mount Profile Kit

IP-PMC60 - Steel Pole Mount Clamp set 60mm OD

IP-PMC89 - Steel Pole Mount Clamp set 89mm OD

IP-PMC114 - Steel Pole Mount Clamp set 114mm OD

IP-SSPMP1200 - 316 Stainless Steel Pole Mount Profile Kit

IP-SSPMC60 - 316ss Pole Mount Clamp set 60mm OD

IP-SSPMC89 - 316ss Pole Mount Clamp set 89mm OD

IP-SSPMC114 - 316ss Pole Mount Clamp set 114mm OD

Floor Mounted Stands

IP-STN-250 - 250 height stand painted steel, 4 pieces

IP-STN-450 - 450 height stand painted steel, 4 pieces

IP-STN-650 - 650 height stand painted steel, 4 pieces

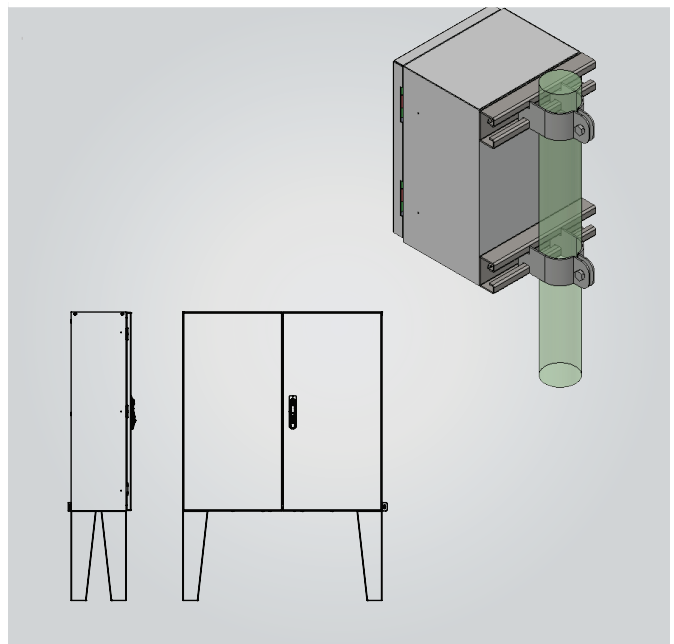
IP-STN-850 - 850 height stand painted steel, 4 pieces

IP-SS-STN-250 - 250 height stand 316ss, 4 pieces

IP-SS-STN-450 - 450 height stand 316ss, 4 pieces

IP-SS-STN-650 - 650 height stand 316ss, 4 pieces

IP-SS-STN-850 - 850 height stand 316ss, 4 pieces



Note: Consult with your design engineer before mounting electrical enclosures to ensure structure has been adequately designed to withstand required forces.

Mounted Enclosures

LOCKS & HANDLES

Accessories

ACCESSORIES | LOCKING AND HANDLES

8mm Square Drive Chrome or Stainless Steel

22.1.18B/C8 - Chrome 22mm
Series 8mm Square Drive

22.1.18B/SS8 - Stainless steel
22mm Series 8mm Square Drive

22.1.18B/C8S - Chrome 22mm
Series 8mm Square Drive and
Coin Slot Combo

6WAY5.135.1 - 6-way key



8mm Square Drive
Chrome or Stainless Steel



8mm Square Drive and Coin Slot Combo
Chrome

Key Lockable

22.3.25.W/K - 22mm Series Key
Lockable Wing Knob


10333K/CL0001 - Chrome swing
handle with CL0001 barrel

10444SSHEC/CL0001 - 316
Stainless steel swing handle with
CL0001 barrel

For other barrel combinations,
contact IP Enclosures.



Key Lockable Wing Knob



Key Lockable Swing Handles
Chrome or Stainless Steel

Padlockable

22.3.25W/P - 22mm Series
Padlockable wing knob


10333PC – Chrome padlockable
swing handle

10333PS/S – 316 Stainless steel
padlockable swing handle

10333PB – 316 Stainless steel with
black padlockable swing handle



Padlockable Wing Knob



Padlockable Swing Handles
Chrome or Stainless Steel

Chemical Resistance Table

Material Selection & Use of Chemicals

To ensure optimum enclosure performance, avoid regular exposure to high levels of harsh process and washdown chemicals. Check chemical resistance table for material compatibility.

Chemical	*Carbon Steel (Unpainted)	316 Stainless Steel	Polyurethane
Acetic Acid	D-Severe Effect	B-Good	D-Severe Effect
Acetic Acid 20%	D-Severe Effect	A-Excellent	D-Severe Effect
Acetic Acid 80%	D-Severe Effect	B-Good	D-Severe Effect
Acetone	B-Good	A-Excellent	D-Severe Effect
Alcohols: Ethyl	B-Good	A-Excellent	D-Severe Effect
Aluminum Chloride	A-Excellent	B-Good	B-Good
Aluminum Chloride 20%	A-Excellent	C1-Fair	A-Excellent
Aluminum Sulfate	D-Severe Effect	B2-Good	B-Good
Ammonia 10%	A-Excellent	A-Excellent	D-Severe Effect
Calcium Carbonate	B-Good	B-Good	D-Severe Effect
Calcium Hypochlorite	D-Severe Effect	B1-Good	D-Severe Effect
Carbonic Acid	D-Severe Effect	A-Excellent	A-Excellent
Chlorine (dry)	B-Good	B-Good	D-Severe Effect
Citric Acid	D-Severe Effect	A2-Excellent	A-Excellent
Detergents	A-Excellent	A1-Excellent	B-Good
Ethanol	B-Good	A-Excellent	D-Severe Effect
Ferric Chloride	D-Severe Effect	D-Severe Effect	A-Excellent
Ferric Sulfate	D-Severe Effect	A-Excellent	B-Good
Hydrochloric Acid 20%	D-Severe Effect	D-Severe Effect	B-Good
Hydrochloric Acid 37%	D-Severe Effect	D-Severe Effect	D-Severe Effect
Hydrogen Sulfide (dry)	D-Severe Effect	A-Excellent	A-Excellent
Lubricants	A-Excellent	A2-Excellent	B-Good
Magnesium Hydroxide	A-Excellent	A1-Excellent	D-Severe Effect
Nitric Acid (5 to10%)	D-Severe Effect	A-Excellent	D-Severe Effect
Petroleum	C-Fair	A1-Excellent	B-Good
Phosphoric Acid (<40%)	D-Severe Effect	C-Fair	D-Severe Effect
Salt Brine (NaCl saturated)	D-Severe Effect	A2-Excellent	D-Severe Effect
Sea Water	D-Severe Effect	C-Fair	D-Severe Effect
Sodium Bicarbonate	C-Fair	A1-Excellent	A-Excellent
Sodium Hydroxide (20%)	D-Severe Effect	B2-Good	B-Good
Sodium Hypochlorite (<20%)	D-Severe Effect	C-Fair	D-Severe Effect
Sulfur Dioxide	D-Severe Effect	A1-Excellent	D-Severe Effect
Sulfuric Acid (<10%)	D-Severe Effect	B-Good	D-Severe Effect
Water, Acid, Mine	D-Severe Effect	B-Good	D-Severe Effect
Water, Fresh	D-Severe Effect	A-Excellent	A-Excellent
Water, Salt	D-Severe Effect	B-Good	D-Severe Effect

Notes:

1. Carbon Steel information shows 'unpainted' material resistance and does not include increased protection of zinc-coating and powder-coating.
2. The information in this chart is to be used as a guide only. IP Enclosures does not warrant that the information in this chart is accurate or complete or that any material is suitable for any purpose. Resistance may vary due to variations in temperature, pressure and concentrations.

Degrees Of Protection - IP Ratings

Australian Standard AS 60529-2004 - Degree of protection by enclosures (IP Code)

AS 60529 provides definitions for degrees of protection provided by enclosures of electrical equipment, with regard to protection of persons against access to hazardous parts inside the enclosure and protection of the equipment inside the enclosure against ingress of solid foreign objects and harmful effects due to the ingress of water. AS 60529 has been reproduced from IEC 60529.

IP 6 6

IP Code

International Protection

First Characteristic Numeral

Degrees of protection against access to hazardous parts and against solid foreign objects

Second Characteristic Numeral

Degrees of protection against ingress of water

First Numeral

1	Protected against solid objects 50mm in diameter or greater. <i>A large surface of the body, such as a hand (no protection against deliberate access).</i>
2	Protected against solid objects 12mm in diameter or greater. <i>Fingers or similar objects not exceeding 80mm in length.</i>
3	Protected against solid objects 2.5mm in diameter or greater. <i>Tools, wires, etc., of diameter or thickness greater than 2.5mm.</i>
4	Protected against solid objects 1mm in diameter or greater. <i>Wires or other similar solid material of thickness greater than 1mm in diameter.</i>
5	Dust protected. <i>Dust does not enter in sufficient quantity to interfere with satisfactory operation of equipment.</i>
6	Dust tight. <i>No ingress of dust.</i>

Second Numeral

1	Protected against dripping water. <i>Dripping water (vertically falling drops) shall have no harmful effect.</i>
2	Protected against dripping water when tilted up to 15°. <i>Vertically dripping water shall have no harmful effect when the enclosure is tilted at an angle up to 15°.</i>
3	Protected against spraying water up to 60° from the vertical. <i>Water falling as a spray at any angle up to 60° from the vertical shall have no harmful effect.</i>
4	Protected against water splashing in all directions. <i>Water splashing against the enclosure from any direction shall have no harmful effect.</i>
5	Protected against water jets from all directions. <i>Water projected by a nozzle against enclosure from any direction shall have no harmful effects.</i>
6	Protected against heavy seas and water jets from all directions. <i>Water from heavy seas or projected in powerful water jets shall not enter the enclosure in harmful quantities.</i>
7	Protected against heavy seas and water jets from all directions. <i>Ingress of water in harmful quantity shall not be possible when the enclosure is immersed in water.</i>

Protection in the toughest conditions™



IP Enclosures®
ABN 94 168 980 854
NATIONAL DISTRIBUTION
Address: 8 Conara Rd KUNDA PARK QLD 4556
T: + 61 7 5450 1476 | F: + 61 7 5453 4054
sales@ipenclosures.com.au

Distributor:



POWER CONTROL PRODUCTS

Unit 5, 144-146 Bannister Rd
Canning Vale WA 6155
Phone +61 8 9256 2133 Fax +61 8 9256 2144
Email: sales@powercontrol.com.au