

ERB Series


High Current Terminals Bornes à Courant Élevé

ERB type rail mounted terminal blocks are developed in order to have safe connections of high current carrying conductors. In this type of rail terminals, cable connection is done by cable lugs connected to the tips of the conductor. Isolation cover is designed for cable lugs having different dimensions. Cross connection up to 4 poles is available. Due to its universal structure, it is possible to mount ERB on MR 32 & MR 35 rails. A fixing screw is available in order to maintain a more secure mounting on the DIN rail.

La série ERB est constituée de bornes qui ont été développées pour pouvoir supporter des courants forts. Dans ce type de borne, la connexion se fait avec des câbles équipés de cosses. Un couvercle isolant est prévu pour des câbles de section différentes. Des shunts jusqu'à 4 pôles sont disponibles. Grâce à leur structure universelle, il est possible de monter la série ERB sur des rails MR 32 et MR 35. Des vis de fixation sont disponibles afin d'obtenir un montage sécurisé sur le rail DIN.

ERB 95

Width/Largeur 40mm
304 309i



Electrical ratings/Puissance nominale électrique

Voltage/Current/Cross section/Tension /Courant /Section nominale	1000V~/232A/95mm ²
Insulation stripping length/Longueur de dénudement	

Ordering Data/Références

Cat.No/No.Cat	Qty/Qt.
304 309i	5

Mounting Rails/Rails de montage

MR 32



DIN EN 50025

MR 35 x 7.5
MR 35 x 7.5
Slotted/Encoche
Unslotted/Sans encoche




DIN EN 50022

Type/Genre

DINRAIL1M-SLOT	1m
DINRAIL1M-UNSLLOT	1m
TS35x7.5 DINRAIL	2m
DINRAIL1M-UNSLLOT	2m
MR 32	1m

Isolation Cover/Capot d'isolation

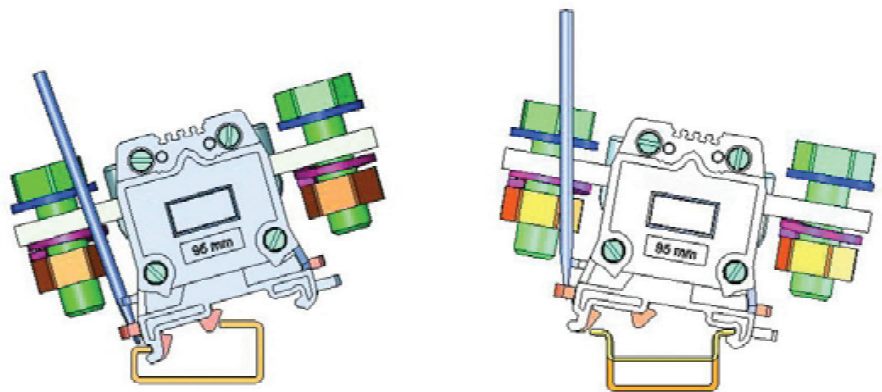


IC95	466 109i	Qty/Qt.	4
------	-----------------	---------	---

Cross Connection/Shunt




CCB 95/2	478 302i	5
CCB 95/3	478 303i	5
CCB 95/4	478 304i	5




ERB 150

Width/Largeur 48mm
304 319i



ERB 240

Width/Largeur 53mm
304 329i



1000V~/309A/150mm ²		1000V~/415A/240mm ²			
Cat.No/No.Cat	Qty/Qt.	Cat.No/No.Cat	Qty/Qt.		
304 319i	5	304 329i	5		
Type/Genre		Type/Genre			
DINRAIL1M-SLOT	1m	DINRAIL1M-SLOT	1m		
DINRAIL1M-UNSLLOT	1m	DINRAIL1M-UNSLLOT	1m		
TS35x7.5 DINRAIL	2m	TS35x7.5 DINRAIL	2m		
DINRAIL1M-UNSLLOT	2m	DINRAIL1M-UNSLLOT	2m		
MR 32	1m	MR 32	1m		
Qty/Qt.		Qty/Qt.			
IC150	466 119i	4	IC240	466 129i	4
CCB 150/2	478 312i	5	CCB 240/2	478 322i	5
CCB 150/3	478 313i	5	CCB 240/3	478 323i	5
CCB 150/4	478 314i	5	CCB 240/4	478 324i	5

